
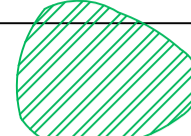
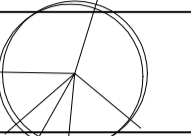

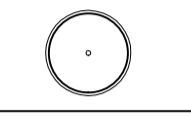


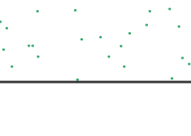






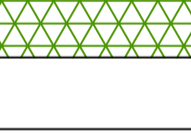
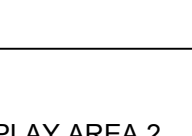


- KEY:**
-  APPLICATION BOUNDARY
 -  EXISTING VEGETATION TO BE RETAINED
 -  PROPOSED SEMI-MATURE TREE IN POS:
Species as annotated - See Codes below
See Plant Schedule for Nursery Grades & Total Numbers
 -  PROPOSED SPECIMEN TREE IN POS:
Species as annotated - See Codes below
See Plant Schedule for Nursery Grades & Total Numbers
 -  PROPOSED SPECIMEN TREES:
Species as annotated - See Codes below
See Plant Schedule for Nursery Grades & Total Numbers
 -  PROPOSED INSTANT HEDGE:
See Code and Plant Schedule for Species, Mix, Spacings, Grades & Numbers
 -  PROPOSED HEDGE:
See Code and Plant Schedule for Species Mixes, Spacings, Grades and Numbers
 -  WFG20 ECO SPECIES RICH LAWN:
To be seeded on 150mm depth topsoil
 -  TURFED GRASS AREAS:
Amenity turf to be laid on min.150mm depth topsoil
 -  WILDFLOWER MEADOW AND TUSSOCK MIXES:
Emorsgate EM3 Special General Purpose Meadow Mixture (soils to be treated with ground limestone to increase pH of soil - application rates and treatment methodology to be agreed with SRBC Ecology Team)
Emorsgate EM10 Tussock Mixture
 -  WILDFLOWER FOR WETLANDS:
Emorsgate Seed Mix EP1F.
 -  BULB PLANTING:
See Plant Schedule for Spacings, Mix, Grades and Numbers
 -  MARGINAL PLANTING:
See Plant Schedule for Spacings, Mix, Grades and Numbers
 -  PONDS AND SWALES:
Permanent water levels in ponds and swales
 -  NATIVE STRUCTURE PLANTING:
See Plant Schedule for Spacings, Mix, Grades and Numbers
 -  FRONT BOUNDARY TREATMENT:
1200MM high Estate Railings

PLAY AREA 2
 Play Equipment:
 PA2.1 - Play Unit Erin
 PA2.2 - Nest Seat Swing Yanna with bird's nest 120
 PA2.3 - Play Unit Dinosaur nest
 PA2.4 - Beam See-Saw Golpio, four-seater
 PA2.5 - Play Unit Farion

Supplied by Eibe Play
www.eibe.co.uk

TRIM TRAIL EQUIPMENT
 The Community Package:
 TT1 - Double Slalom Skier
 TT2 - Double Health Walker
 TT3 - Double Squat Push
 TT4 - Rower
 TT5 - Arm & Pedal Bicycle
 TT6 - Twist n Step
 TT7 - Combi Pull Down Challenger & Power Push
 TT8 - Sky Stepper

Supplied by Sunshine Gym at Broxap
www.sunshinegym.co.uk

TREE CODES:

Tree Codes	Botanical Name
Ac	Acer campestre
Ace	Acer campestre 'Elsrijk'
AcG	Acer griseum
Ag	Alnus glutinosa
Am	Amelanchier lamarckii
Bj	Betula utilis 'Jaquemontii'
Bp	Betula pendula
Cb	Carpinus betulus
Cf	Carpinus betulus 'Frans Fontaine'
Fs	Fagus Sylvatica
Pa	Prunus avium
Pn	Pinus nigra
Pp	Prunus padus
Pc	Pyrus calleryana 'Chanticleer'
Ps	Prunus spire
Psb	Prunus 'Sunset Boulevard'
Qr	Quercus robur
Sx	Salix alba
Sc	Salix caprea
Sal	Sorbus aria 'Lutescens'
Sa	Sorbus aucuparia
Tc	Tilia cordata 'Green Spire'
Semi Mature	
AcS	Acer campestre
AgS	Alnus glutinosa
BpS	Betula Pendula
BjS	Betula utilis 'Jaquemontii'
FspS	Fagus Sylvatica 'Purpurea'
QrS	Quercus robur

Rev	Date	Description	Initials
G	01.04.19	New play area near the boundary to paradise park, dog & waste bins added and trim trail information	HS
F	06.02.19	Updated to planning layout Rev R	HS
E	03.01.19	General Amendments	HS
D	01.08.18	Planting scheme updated to reflect current BDW layout (REV K)	HS
C	27.03.18	General Amendments	HS
B	22.03.18	General Amendments and revised layout	HS
A	31.10.17	General Amendments	KLJ



PGLA Ltd
 Landscape Architects
 229 Ducie House
 Ducie Street
 Manchester
 M1 2JW
 t: 0161 238 9138
 e: info@ppla.co.uk
 w: www.ppla.co.uk

Client
 BARRATT HOMES AND DAVID WILSON HOMES

Project
 FORMER LEYLAND TEST TRACK

Description
 DETAILED LANDSCAPE PLAN
 SHEET 22

Status
 FOR PLANNING

Scale	Drawn	Date
1:250	ALV	OCT 2017
Job number	Drawing number	Revision
LEY1701_	PP01.22	G