
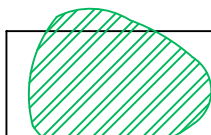
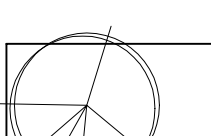
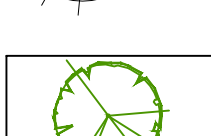
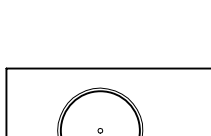





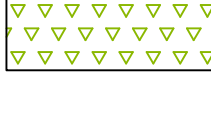
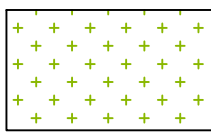

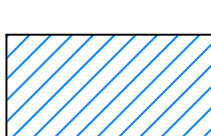
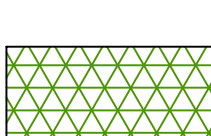


KEY:

-  APPLICATION BOUNDARY
-  EXISTING VEGETATION TO BE RETAINED
-  PROPOSED SEMI-MATURE TREE IN POS:
*Species as annotated - See Codes below
See Plant Schedule for Nursery Grades & Total Numbers*
-  PROPOSED SPECIMEN TREE IN POS:
*Species as annotated - See Codes below
See Plant Schedule for Nursery Grades & Total Numbers*
-  PROPOSED SPECIMEN TREES:
*Species as annotated - See Codes below
See Plant Schedule for Nursery Grades & Total Numbers*
-  PROPOSED INSTANT HEDGE:
*See Code and Plant Schedule for Species,
Mix, Spacings, Grades & Numbers*
-  PROPOSED HEDGE:
*See Code and Plant Schedule for Species
Mixes, Spacings, Grades and Numbers*
-  WFG20 ECO SPECIES RICH LAWN:
To be seeded on 150mm depth topsoil
-  TURFED GRASS AREAS:
Amenity turf to be laid on min.150mm depth topsoil
-  WILDFLOWER MEADOW AND TUSSOCK MIXES:
*Emorsgate EM3 Special General Purpose Meadow
Mixture (soils to be treated with ground limestone to increase pH
of soil - application rates and treatment methodology to be agreed
with SRBC Ecology Team)
Emorsgate EM10 Tussock Mixture*
-  WILDFLOWER FOR WETLANDS:
Emorsgate Seed Mix EP1F.
-  MARGINAL PLANTING:
*See Plant Schedule for Spacings, Mix, Grades
and Numbers*
-  PONDS AND SWALES:
Permanent water levels in ponds and swales
-  NATIVE STRUCTURE PLANTING:
*See Plant Schedule for Spacings, Mix, Grades
and Numbers*
-  FRONT BOUNDARY TREATMENT:
1200MM High Estate Railings

TREE CODES:

Tree Codes	
Code	Botanical Name
Ac	Acer campestre
Ace	Acer campestre 'Elsrijk'
AcG	Acer griseum
Ag	Alnus glutinosa
Am	Amelanchier lamarckii
Bj	Betula utilis 'Jaquemontii'
Bp	Betula pendula
Cb	Carpinus betulus
Cf	Carpinus betulus 'Frans Fontaine'
Fs	Fagus Sylvatica
Pa	Prunus avium
Pn	Pinus nigra
Pp	Prunus padus
Pc	Pyrus calleryana 'Chanticleer'
Ps	Prunus spire
PSb	Prunus 'Sunset Boulevard'
Qr	Quercus robur
Sx	Salix alba
Sc	Salix caprea
Sal	Sorbus aria 'Lutescens'
Sa	Sorbus aucuparia
Tc	Tilia cordata 'Green Spire'
Semi Mature	
AcS	Acer campestre
AgS	Alnus glutinosa
BpS	Betula Pendula
BjS	Betula utilis 'Jaquemontii'
FspS	Fagus Sylvatica 'Purpurea'
QrS	Quercus robur

Rev	Date	Description	Initials
E	03.01.19	General Amendments	HS
D	01.08.18	Planting scheme updated to reflect current BDW layout (REV K)	HS
C	27.03.18	General Amendments	HS
B	22.03.18	General Amendments and revised layout	HS
A	31.10.17	General Amendments	KLJ



PGLA Ltd
Landscape Architects
229 Ducie House
Ducie Street
Manchester
M1 2JW
t: 0161 238 9138
e: info@ppla.co.uk
w: www.ppla.co.uk

Client
BARRATT HOMES AND DAVID WILSON HOMES
Project
FORMER LEYLAND TEST TRACK
Description
DETAILED LANDSCAPE PLAN
SHEET 22

Status
FOR PLANNING
Scale
1:250
Job number
LEY1701_
Drawn
ALV
Drawing number
PP01.22
Date
OCT 2017
Revision
E