
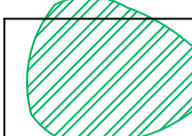


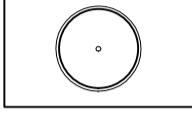












- KEY:**
-  APPLICATION BOUNDARY
  -  EXISTING VEGETATION TO BE RETAINED
  -  PROPOSED SEMI-MATURE TREE IN POS:  
*Species as annotated - See Codes below  
See Plant Schedule for Nursery Grades & Total Numbers*
  -  PROPOSED SPECIMEN TREE IN POS:  
*Species as annotated - See Codes below  
See Plant Schedule for Nursery Grades & Total Numbers*
  -  PROPOSED SPECIMEN TREES:  
*Species as annotated - See Codes below  
See Plant Schedule for Nursery Grades & Total Numbers*
  -  PROPOSED INSTANT HEDGE:  
*See Code and Plant Schedule for Species,  
Mix, Spacings, Grades & Numbers*
  -  PROPOSED HEDGE:  
*See Code and Plant Schedule for Species  
Mixes, Spacings, Grades and Numbers*
  -  SEEDED GRASS AREAS:  
*To be seeded on 150mm depth topsoil*
  -  TURFED GRASS AREAS:  
*Amenity turf to be laid on min.150mm depth topsoil*
  -  WILDFLOWER GRASSLAND:  
*Emorsgate EM3 Special General Purpose  
Meadow Mixture (soils to be treated with  
ground limestone to increase pH of soil  
-application rates and treatment methodology  
to be agreed with SRBC Ecology Team)*
  -  WILDFLOWER & TUSSOCK AREAS:  
*Emorsgate EM10 Tussock mixture.*
  -  MARGINAL PLANTING:  
*See Plant Schedule for Spacings, Mix, Grades  
and Numbers*
  -  PONDS AND SWALES:  
*Permanent water levels in ponds and swales*
  -  NATIVE STRUCTURE PLANTING:  
*See Plant Schedule for Spacings, Mix, Grades  
and Numbers*
  -  FRONT BOUNDARY TREATMENT:  
*1200MM high Estate Railings*

**TREE CODES:**

Tree Codes	Botanical Name
Ac	Acer campestre
Ace	Acer campestre 'Elsrijk'
AcG	Acer griseum
Ag	Alnus glutinosa
Am	Amelanchier lamarckii
Bj	Betula utilis 'Jaquemontii'
Bp	Betula pendula
Cb	Carpinus betulus
Cf	Carpinus betulus 'Frans Fontaine'
Fs	Fagus Sylvatica
Pa	Prunus avium
Pn	Pinus nigra
Pp	Prunus padus
Pc	Pyrus calleryana 'Chanticleer'
Ps	Prunus spire
Psb	Prunus 'Sunset Boulevard'
Qr	Quercus robur
Sx	Salix alba
Sc	Salix caprea
Sal	Sorbus aria 'Lutescens'
Sa	Sorbus aucuparia
Tc	Tilia cordata 'Green Spire'
<b>Semi Mature</b>	
AcS	Acer campestre
AgS	Alnus glutinosa
BpS	Betula Pendula
BjS	Betula utilis 'Jaquemontii'
FspS	Fagus Sylvatica 'Purpurea'
QrS	Quercus robur

Rev	Date	Description	Initials
D	01.08.18	Planting scheme updated to reflect current BDW layout (REV K)	HS
C	27.03.18	General Amendments	HS
B	22.03.18	General Amendments and revised layout	HS
A	31.10.17	General Amendments	KLJ



PGLA Ltd  
Landscape Architects  
229 Ducie House  
Ducie Street  
Manchester  
M1 2JW  
t: 0161 238 9138  
e: info@ppla.co.uk  
w: www.ppla.co.uk

Client  
BARRATT HOMES AND DAVID WILSON HOMES

Project  
FORMER LEYLAND TEST TRACK  
Description  
DETAILED LANDSCAPE PLAN  
SHEET 14

FOR PLANNING		
Scale	Drawn	Date
1:250	ALV	OCT 2017
Job number	Drawing number	Revision
LEY1701_	PP01.14	D