
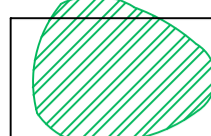
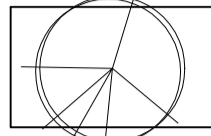

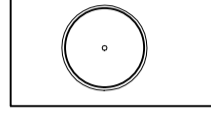











KEY:

-  APPLICATION BOUNDARY
-  EXISTING VEGETATION TO BE RETAINED
-  PROPOSED SEMI-MATURE TREE IN POS:
*Species as annotated - See Codes below
See Plant Schedule for Nursery Grades & Total Numbers*
-  PROPOSED SPECIMEN TREE IN POS:
*Species as annotated - See Codes below
See Plant Schedule for Nursery Grades & Total Numbers*
-  PROPOSED SPECIMEN TREES:
*Species as annotated - See Codes below
See Plant Schedule for Nursery Grades & Total Numbers*
-  PROPOSED INSTANT HEDGE:
*See Code and Plant Schedule for Species,
Mix, Spacings, Grades & Numbers*
-  PROPOSED HEDGE:
*See Code and Plant Schedule for Species
Mixes, Spacings, Grades and Numbers*
-  SEEDED GRASS AREAS:
To be seeded on 150mm depth Topsoil
-  WILDFLOWER GRASSLAND:
*Emorsgate EM3 Special General Purpose
Meadow Mixture (soils to be treated with
ground limestone to increase ph of soil
-application rates and treatment methodology
to be agreed with SRBC Ecology Team)*
-  WILDFLOWER & TUSSOCK AREAS:
Emorsgate EM10 Tussock mixture.
-  MARGINAL PLANTING:
*See Plant Schedule for Spacings, Mix, Grades
and Numbers*
-  PONDS AND SWALES:
Permanent water levels in ponds and swales
-  NATIVE STRUCTURE PLANTING:
*See Plant Schedule for Spacings, Mix, Grades
and Numbers*
-  FRONT BOUNDARY TREATMENT:
1200MM high Estate Railings

TREE CODES:

Ac	Acer Campestre
Ace	Acer campestre 'Elsrijk'
AcG	Acer griseum
Ag	Alnus glutinosa
Am	Amelanchier lamarckii
Bj	Betula utilis 'Jaquemontii'
Bp	Betula pendula
Cb	Carpinus betulus
Cf	Carpinus betulus 'Frans Fontaine'
Fs	Fagus Sylvatica
Fsp	Fagus Sylvatica 'Purpurea'
Pa	Prunus avium
Pn	Pinus nigra
Pp	Prunus padus
Pc	Pyrus calleryana 'Chanticleer'
Qr	Quercus robur
QrS	Quercus robur
Sx	Salix alba
Sc	Salix Caprea
Sal	Sorbus aria 'Lutescens'
Sa	Sorbus aucuparia
Tc	Tilia cordata 'Green Spire'

Rev	Date	Description	Initials
C	27.03.18	General Amendments	HS
B	22.03.18	General Amendments and revised layout	HS
A	31.10.17	General amendments	KLJ



PGLA Ltd
Landscape Architects
229 Ducie House
Ducie Street
Manchester
M1 2JW
t: 0161 238 9138
e: info@ppla.co.uk
w: www.ppla.co.uk

Client
BARRATT HOMES AND DAVID WILSON HOMES

Project
FORMER LEYLAND TEST TRACK

Description
DETAILED LANDSCAPE PLAN
SHEET 23

Status
FOR PLANNING

Scale:	1:250	Drawn:	ALV	Date:	OCT 2017
Job number:	LEY1701_	Drawing number:	PP01.23	Revision:	C

Original size: 100mm @ A1